Hydraulic Release

## Hydraulic Release

*Order-Example*

| H | 2* | 5 | 6 | A | 08 | W | 090 | 0600 | B | - | 001* |
|---|---|---|---|---|---|---|---|---|---|---|---|
| H =<br>shorthand for hydraulik release "Easytouch"<br><br>HK =<br>shorthand for hydraulik release "Klassik" | 2 =<br>one release cylinder and two release heads<br><br>3 =<br>two release cylinders and one release head<br><br>4 =<br>two release cylinder and two release heads<br><br>*Digit not applicable with 1 push button and 1 release head. | ø 4<br>ø 5<br>ø 6<br><br>release pin diametres at the release cylinder | 6 =<br>angle connector at release cylinder<br><br>7 =<br>straight connector at release cylinder | A = M10*1<br>B = M8*1<br><br>release head thread for piston rod | hole diametre at the release head, always 2 digits | W =<br>angle<br><br>G =<br>straight hose connector at the release head | adjustment angle, always 3 digits (needed only when an angle connector at the release head is required)<br>see page 29 | hose length, always 4 digits | B =<br>Special requirements, extras see note | always only 1 hyphen | *index no. – only necessary for repeating orders. You will receive the index no. with the order confirmation / invoice. |

### Easytouch short release system with/without push button

**H56** *with angular connector at push button*

*available with thread M8*1 and M10*1*

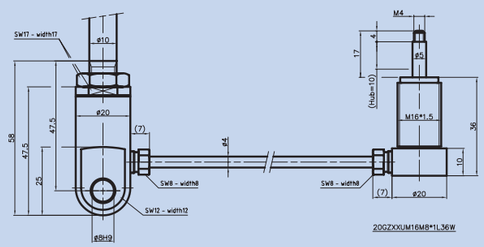


**H57** *with straight connector at push button*

*available with thread M8*1 and M10*1*

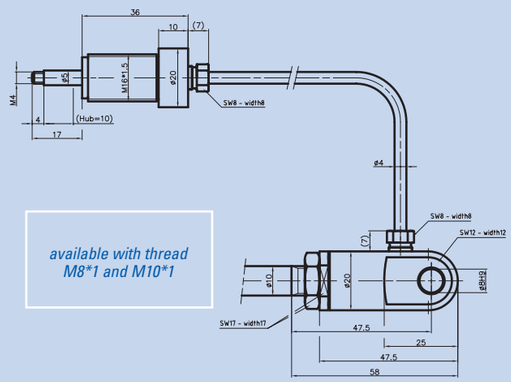


The most elegant and comfortable kind of operating a lockable gas spring is the hydraulic release system. It allows fixing points around corners and edges, e.g. with a well-designed button and of course, the perfect integration of the hydraulic hose in your product. Furthermore, there are the variants of releasing two lockable gas springs simultaneously or the releasing of one gas spring from two different points.
Suitable for temperatures from 0° C to 60° C.
Please note: The bending radius may not be smaller than 50 mm.

### Accessories for Easytouch

| SET 001 | *plastic bushing* **25*22*M16*1.5** | *push button* **18.5*10*M4** |
|---|---|---|
| | 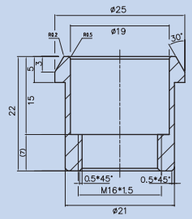 | 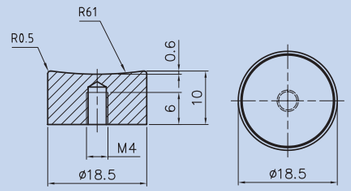 |





| SET 002 | *aluminium bushing* **39*25*M16*1.5** | *push button* **18.5*10*M4** |
|---|---|---|
|  | 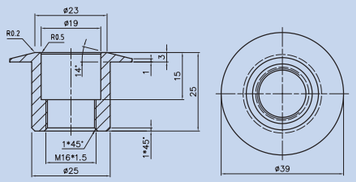 | 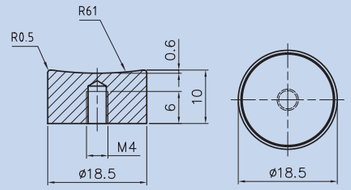 |







We reserve the right to make technical changes at any time without prior notice